



Observability at trivago

QA Meetup, June 22nd, 2023



Image by Freepik



~ 100 people













Welcome to



```
1 @charset "utf-8";  
2 /* CSS Document */  
3 * body {  
4     padding: 16px;  
5 }  
6 h1 {  
7     font-family:  
8     font-size:  
9     color:  
10    font-weight:
```

Los Angeles



100 sessions






400 sessions








~1,5k sessions





The Narendra Modi Stadium in Ahmedabad, India
Image by populous.com





up to

4,000,000

sessions per day

How?



Image by
wayhomestudio
on Freepik



Image by
wayhomestudio
on Freepik

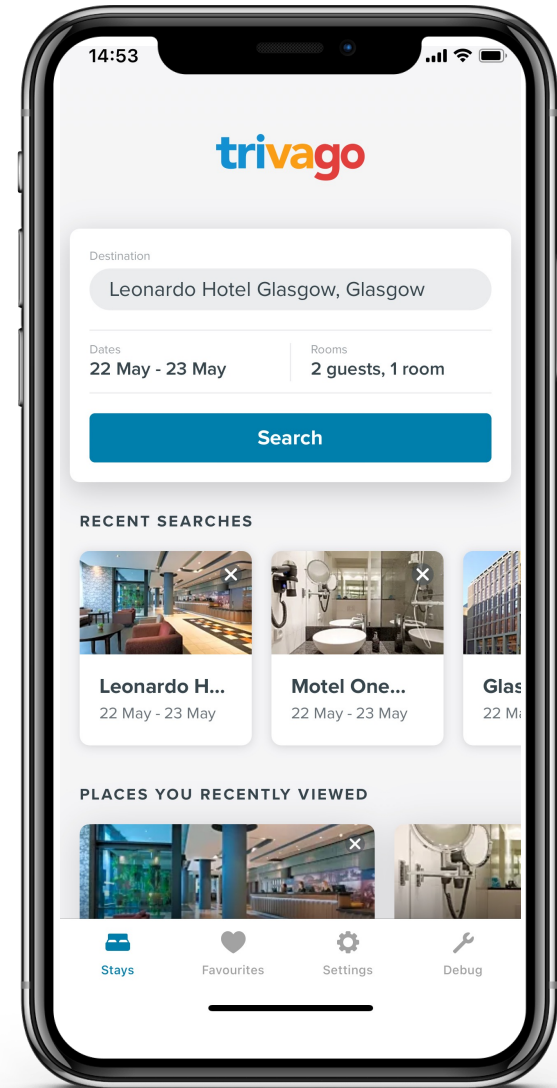
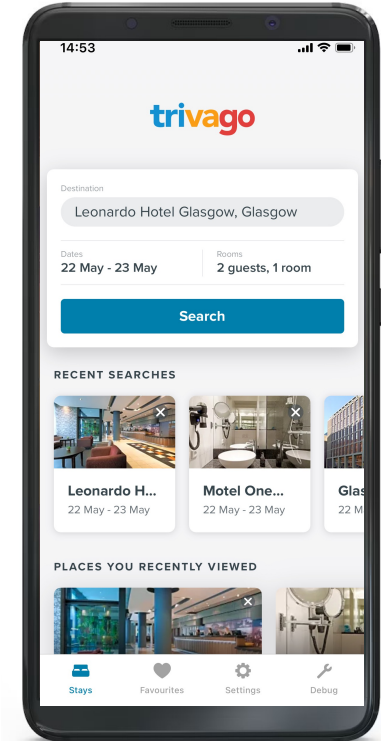
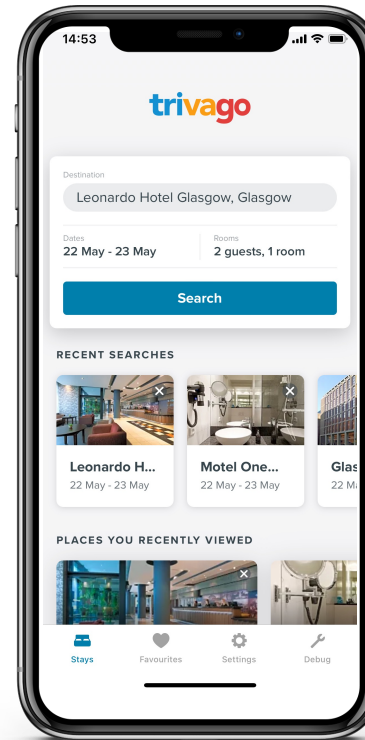
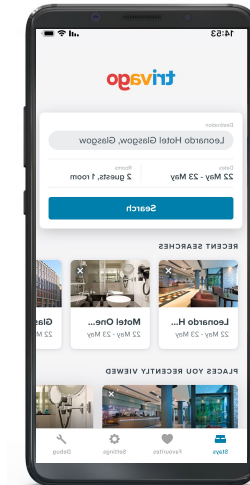
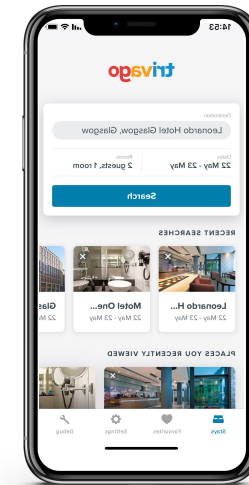
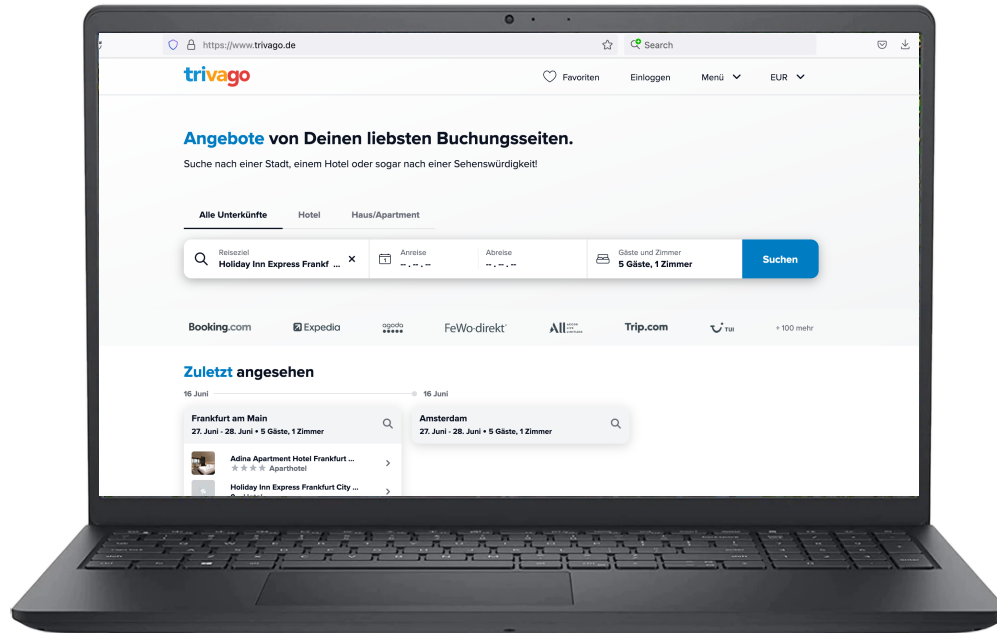
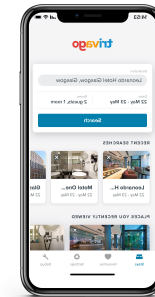
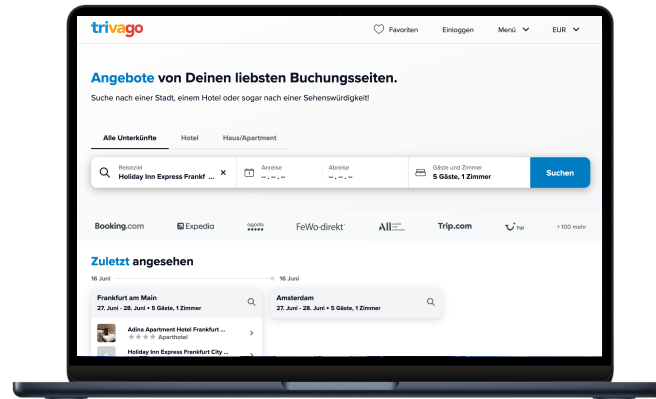
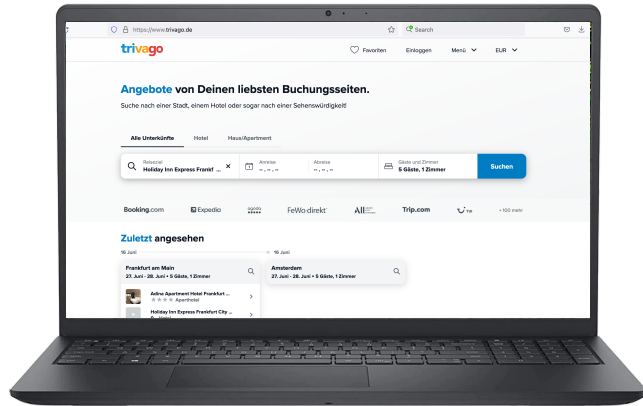


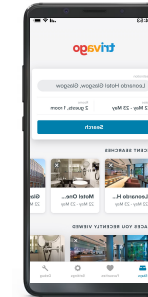
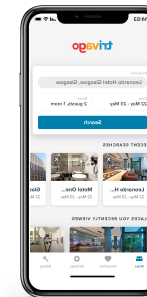
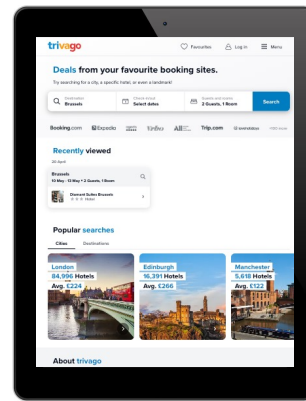
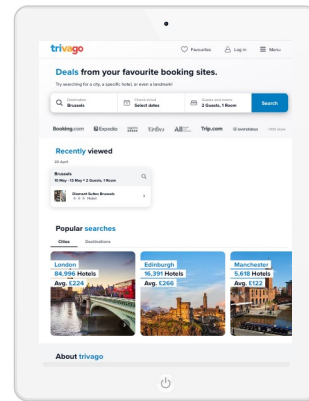
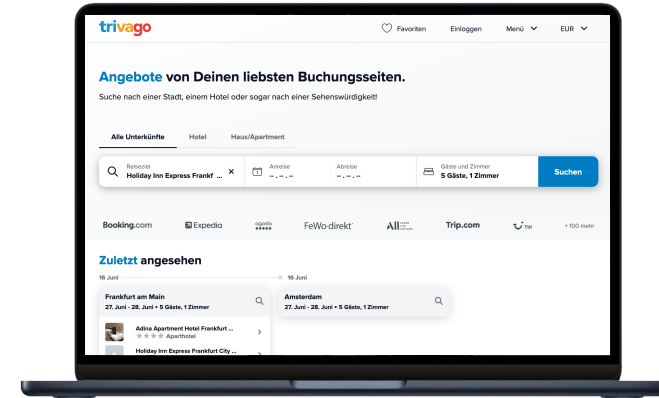
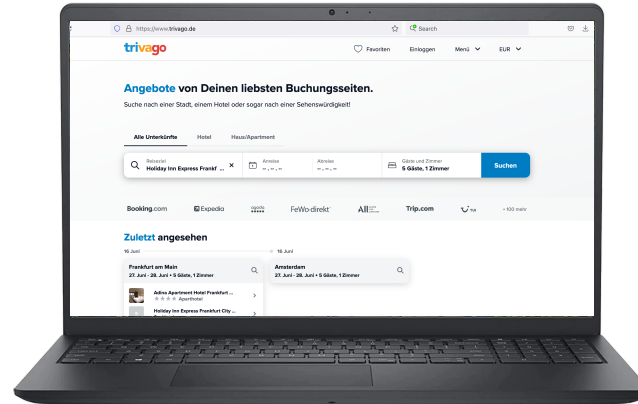


Image by
wayhomestudio
on Freepik

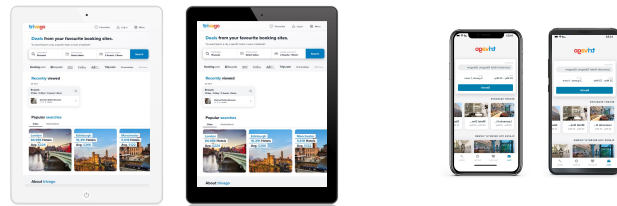
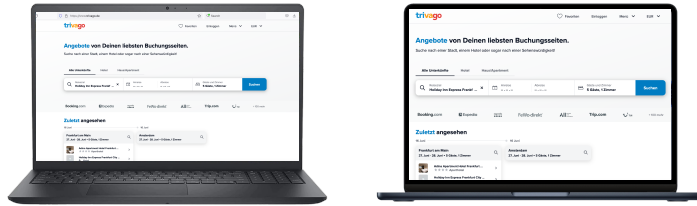




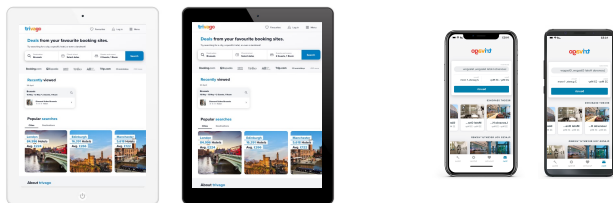




WEB Apps

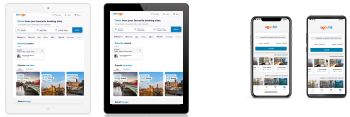
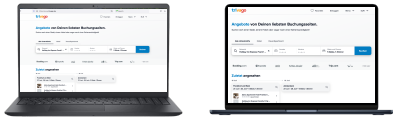


Mobile Apps



trivago

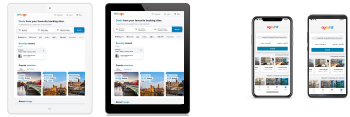
WEB Apps



X



Mobile Apps



How?



Image by
wayhomestudio
on Freepik

How?

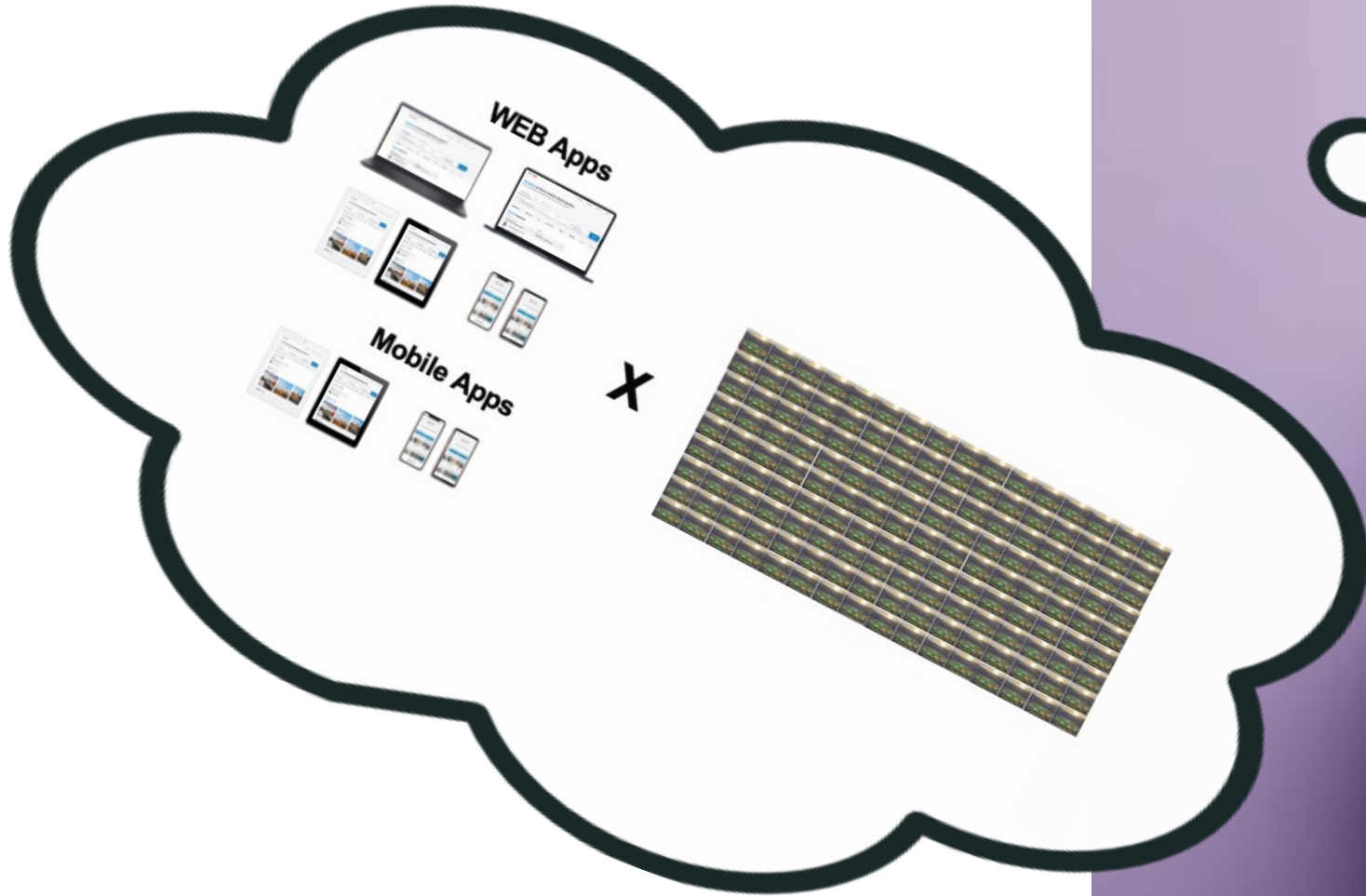


Image by wayhomestudio on Freepik

BUTTT...



Data & Databases

A collection of logos for data and database technologies, including Hadoop, MySQL, Amazon DynamoDB, PostgreSQL, Segment, Apache Spark, R, Python, Kafka, Kafka Connect, Amazon SNS, NATS, Amazon Redshift, Redis, Cloudera, and Cloud Pub/Sub.

Backend

A collection of logos for backend technologies, including Java, Kotlin, Golang, PHP, Envoy, Node.js, GraphQL, Symfony, AWS Lambda, and Google Cloud Functions.

Infrastructure | CI/CD | Tooling

A collection of logos for infrastructure, CI/CD, and tooling, including Sentry, Mixpanel, BrowserStack, AWS CloudFormation, Terraform, Rancher, Docker, Hotjar, Grafana, Kibana, InfluxDB, Amazon CloudWatch, Jenkins, and GitHub Actions.

Frontend

A collection of logos for frontend technologies, including Vue.js, TypeScript, Twig, React, JS, CSS, jQuery, Yarn, Storybook, and Tailwind CSS.

266 GitHub Repositories

We NOT gonna talk about 💔

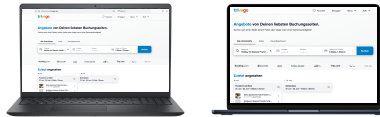
- **Observability vs Traceability**
- **Business Metrics and Analytics**

Kibana

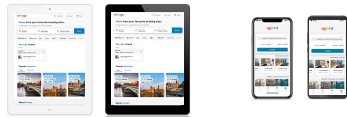


FRONTEND

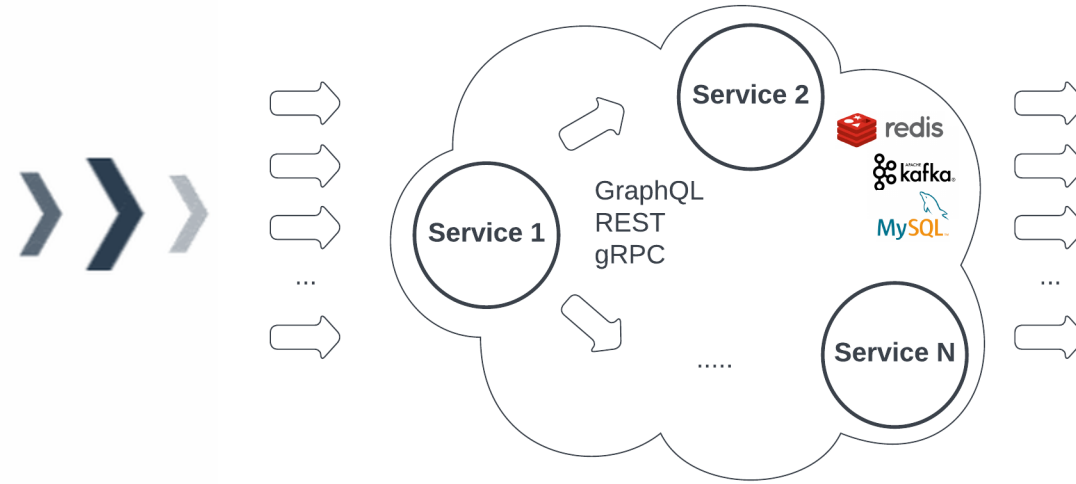
WEB Apps



Mobile Apps



BACKEND

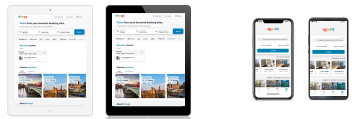
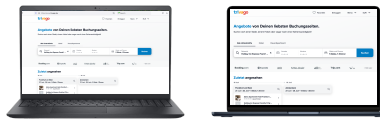


ADVERTISERS

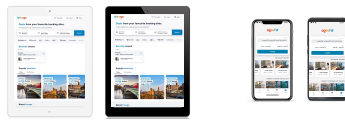
- Booking
- Expedia
- Hotelopia
- Hilton
- Quickrooms
- Octopustravel
- Lol travel
- ...

FRONTEND

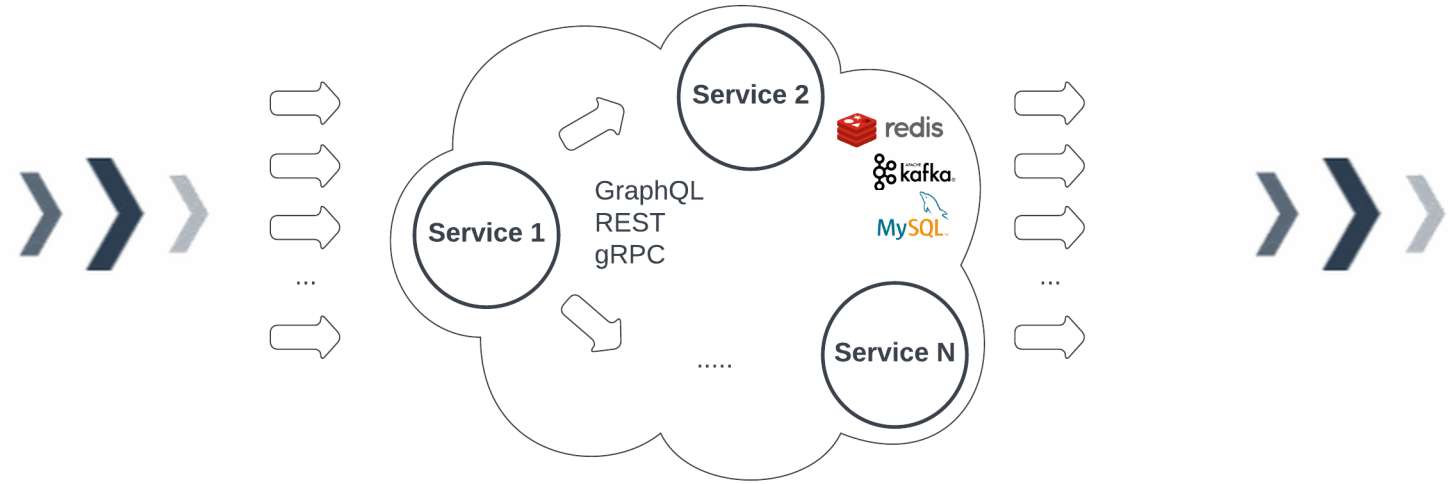
WEB Apps



Mobile Apps



BACKEND



ADVERTISERS

- Booking
- Expedia
- Hotelopia
- Hilton
- Quickrooms
- Octopustravel
- Lol travel
- ...



Elasticsearch

The screenshot displays the Kibana interface for an Elasticsearch search. The search query is 'kibana_sample_data_flights', resulting in 6,586 hits. The main view shows a bar chart of the data distribution over time (Feb 10, 2022 to Apr 10, 2022) and a table of field statistics. The table lists fields like AvgTicketPrice, Cancelled, Carrier, DestCityName, and DestCountry, along with their document counts, distinct values, and distribution visualizations. A sidebar on the left allows filtering by type and selecting fields. The bottom section includes 'DOCUMENTS STATS' and 'TOP VALUES' for the DestCountry field, along with a map of the world.

Search: kibana_sample_data_flights | 6,586 hits | Documents | Field statistics (BETA)

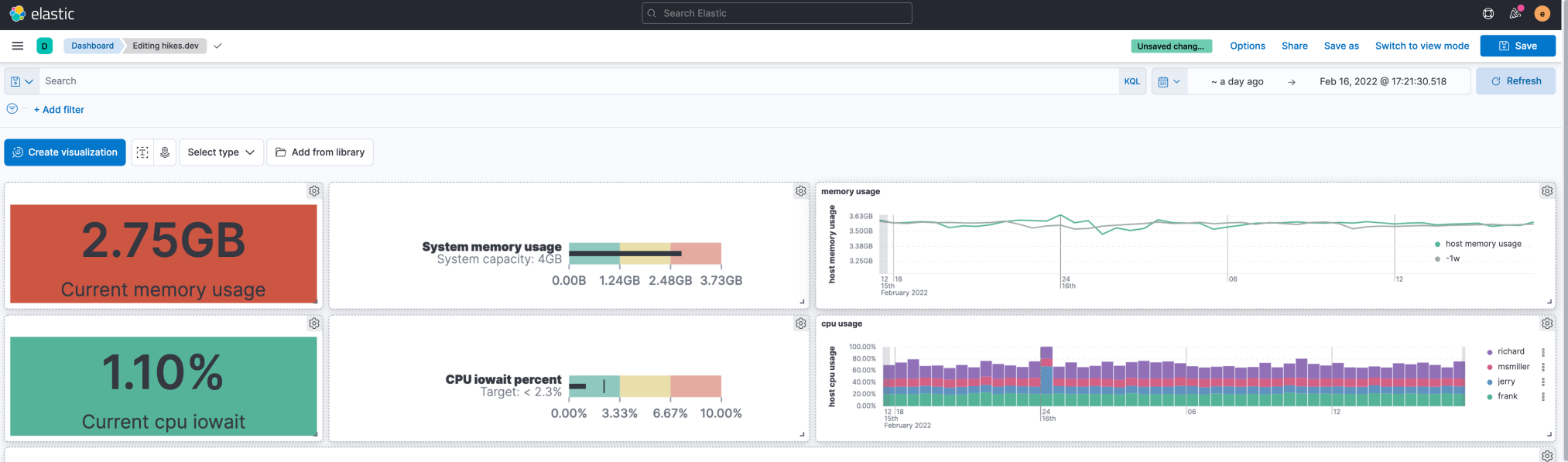
Selected fields: Carrier, AvgTicketPrice, Cancelled, DestCityName, DestCountry (5)

Available fields: DestLocation, _id, _index, _score, dayOfWeek, Dest (26)

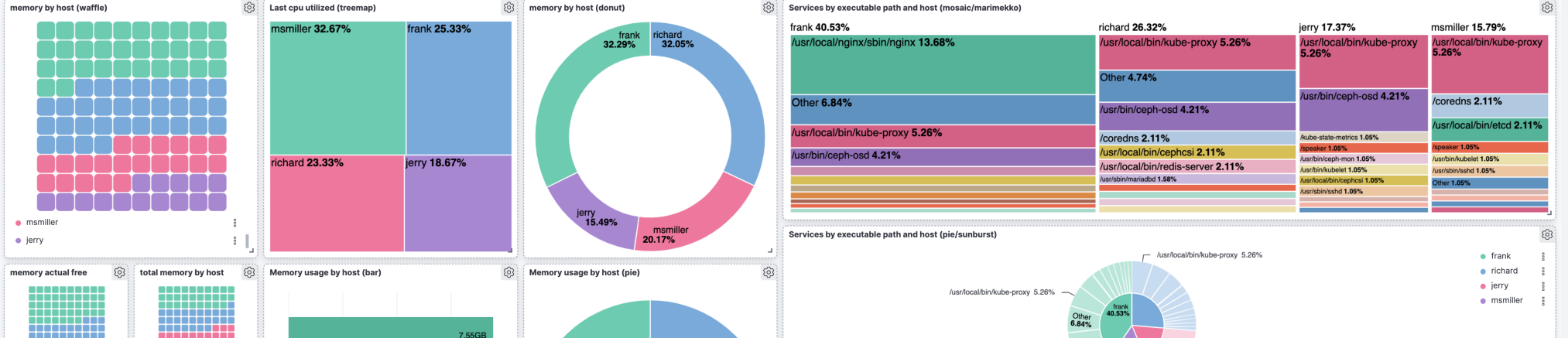
Type	Name	Documents (%)	Distinct values	Distributions	Actions
#	AvgTicketPrice	5000 (100%)	4999	\$100.1 - \$1,199.7	
🚫	Cancelled	5000 (100%)	2	t f	
k	Carrier	5000 (100%)	4	4 categories	
k	DestCityName	5000 (100%)	138	top 10 of 138 categories	
k	DestCountry	5000 (100%)	32	top 10 of 32 categories	

DOCUMENTS STATS		TOP VALUES	
count	5000	IT	918 (18.4%)
percentage	100%	US	747 (14.9%)
distinct values	32	CN	417 (8.3%)
		CA	339 (6.8%)
		RU	304 (6.1%)
		JP	301 (6%)

Kibana Dashboards



Visualizing Proportions in Kibana



Kibana

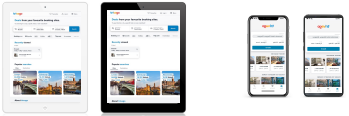
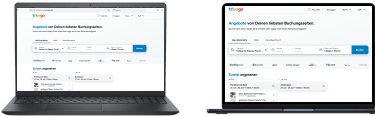
- ✔ **Investigations through Elasticsearch**
- ✔ **Dashboards**
- ✔ **Possibility of slack alerts**

Grafana

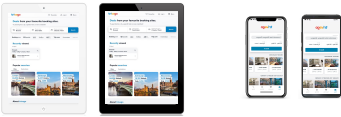


FRONTEND

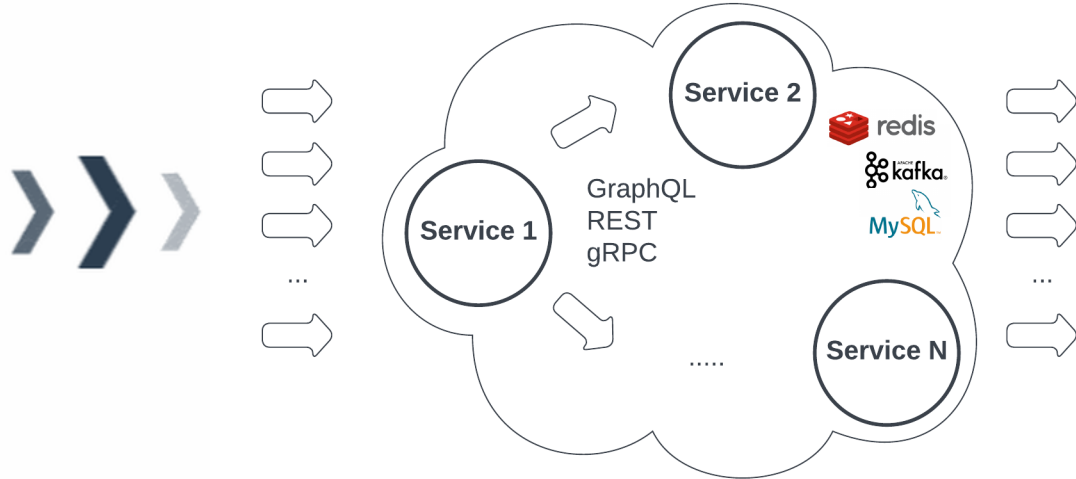
WEB Apps



Mobile Apps



BACKEND



ADVERTISERS

- Booking
- Expedia
- Hotelopia
- Hilton
- Quickrooms
- Octopustravel
- Lol travel
- ...



Grafana

- ✔ **Red metrics is a MUST**
- ✔ **Dashboards is a MUST**
- ✔ **Integrated slack alerts**

*request **Rate/Errors/Duration**

Grafana



Honeycomb

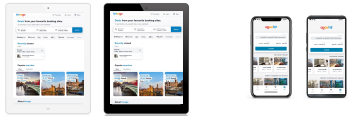
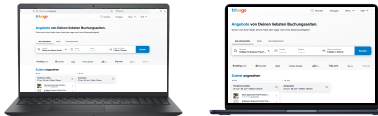


Honeycomb

- ✔ **Uses a series of IDs/tags & timestamps to visually represent a request from begin to an end.**
- ✔ **Makes transparent for all team members the relationships among components/services.**
- ✔ **Helps debugging & investigating you see the way of the requests through all the components.**

FRONTEND

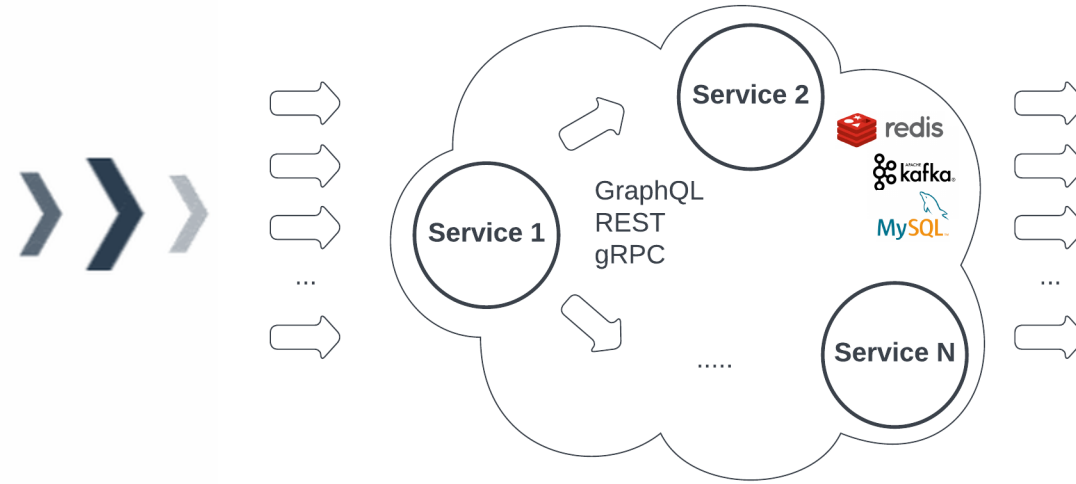
WEB Apps



Mobile Apps



BACKEND



ADVERTISERS

- Booking
- Expedia
- Hotelopia
- Hilton
- Quickrooms
- Octopustravel
- Lol travel
- ...



Honeycomb

Performance > Trace View

Open in Discover

Trace ID: 7u08dfghfh7dfhh

Event Breakdown ?

18 Transactions | 2 Errors

Across 3 projects

Total Duration ?

2000ms

14 hours ago

Search transactions



Honeycomb

- Only % of traffic
- Is not that straight forward, requires knowledge to get started



Jorge Betancourt

Software Engineer
at the Observability Team, trivago
[linkedin.com/in/jorgelbgm](https://www.linkedin.com/in/jorgelbgm)

Sentry



Sentry

Integrated through the Lazy Loading implementation.


IF and **only if** an error occurs

THEN the bundle (*13kb*) is requested by the client

AND events are sent from the Sentry internal queue along with the **ID** of the requests

THEN we can match with our servers' logs by IDs.

Sentry

- Sentry  adam.mckerlie@se...
- Projects
- Issues
- Discover
- Performance
- Alerts
- Releases
- User Feedback
- Dashboards
- Monitors
- Activity
- Stats
- Settings
- Help
- What's new
- Collapse

JS javascript

x

All Environments

v

Last 24 hours

v

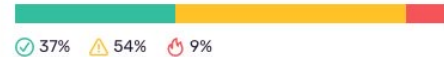
Performance

By Transaction By Trend

Search for events, users, tags, and everything else.

First Contentful Paint

1829ms



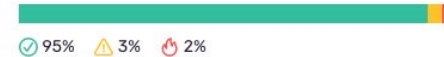
Largest Contentful Paint

3607ms



First Input Delay

6ms



Cumulative Layout Shift

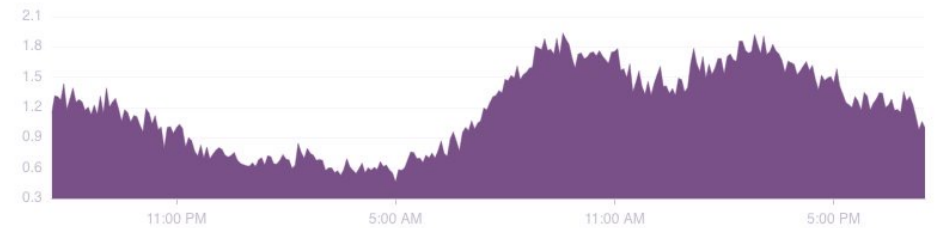
0.26



Apdex



Transactions Per Minute



Total Events 495,251

Display 1

Apdex

Display 2

Transactions Per Minute

★ TRANSACTION	PROJECT	TPM ↓	P50	P95	FAILURE RATE	APDEX	USERS	USER MISERY
☆ /organizations/orgId/issues/	JS javascript	121.2847	1.87s	8.46s	0.77%	0.1325	26k	
☆ /organizations/orgId/issues/:groupId/	JS javascript	82.284	3.40s	9.98s	0.81%	0.0176	28k	
☆ /organizations/orgId/projects/	JS javascript	16.1312	1.19s	7.34s	0.10%	0.2602	7.1k	
☆ /organizations/orgId/issues/:groupId/events/:eventId/	JS javascript	15.275	1.18s	7.89s	0.14%	0.2603	3.6k	
☆ /organizations/orgId/discover/results/	JS javascript	9.2493	950.00ms	6.02s	0.31%	0.3086	2.1k	

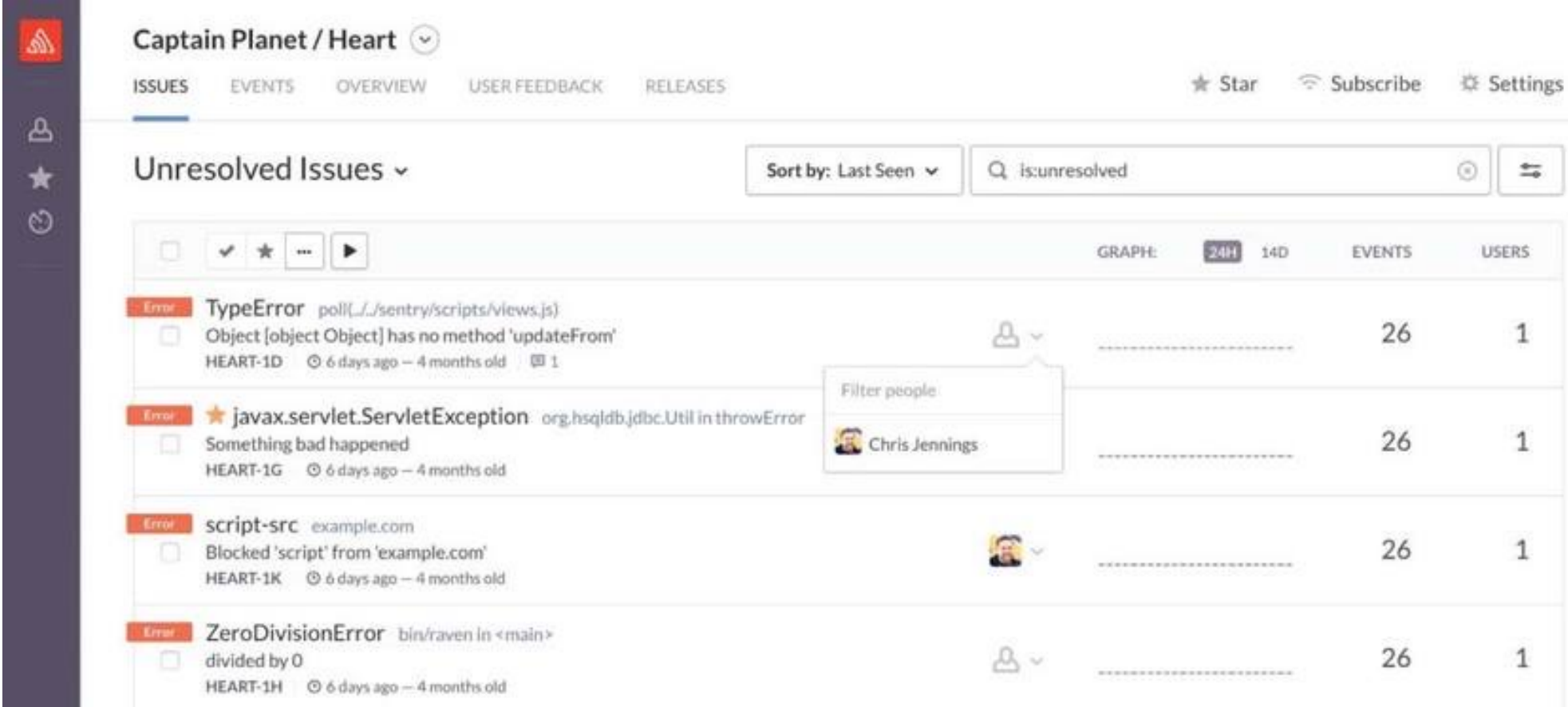
Sentry

- ✔ **Real time monitoring in production**
- ✔ **Provides enough information on the session (browser, user id, location, etc)**
- ✔ **Integrates with Slack to setup alerts**

Sentry

- Only % of traffic
- Finding the most meaningful errors could be time consuming

Sentry

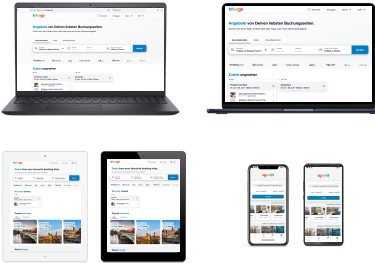


The image shows the Sentry web interface for a project named "Captain Planet / Heart". The top navigation bar includes tabs for "ISSUES", "EVENTS", "OVERVIEW", "USER FEEDBACK", and "RELEASES". On the right, there are links for "Star", "Subscribe", and "Settings". The main section is titled "Unresolved Issues" and features a search bar with the query "is:unresolved" and a "Sort by: Last Seen" dropdown. Below this is a table of error events. Each row represents an error, with columns for "EVENTS" and "USERS". A "Filter people" dropdown menu is open over the second row, showing a user named "Chris Jennings".

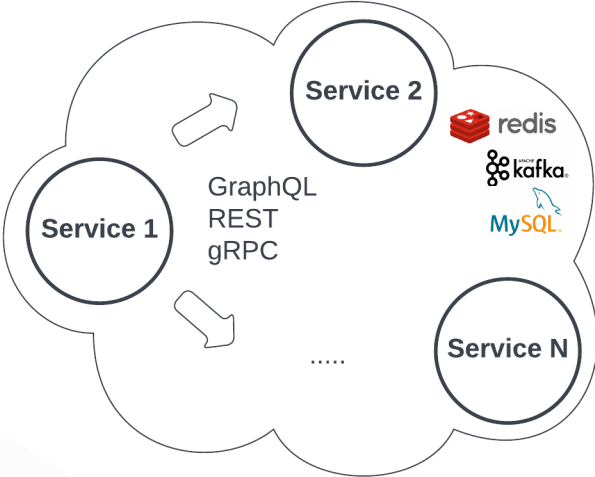
	GRAPH:	24H	14D	EVENTS	USERS
Error <code>TypeError</code> <code>poll(...)/sentry/scripts/views.js</code> Object [object Object] has no method 'updateFrom' HEART-1D 6 days ago - 4 months old 1				26	1
Error <code>javax.servlet.ServletException</code> <code>org.hibernate.jdbc.Util in throwError</code> Something bad happened HEART-1G 6 days ago - 4 months old				26	1
Error <code>script-src</code> <code>example.com</code> Blocked 'script' from 'example.com' HEART-1K 6 days ago - 4 months old				26	1
Error <code>ZeroDivisionError</code> <code>bin/raven in <main></code> divided by 0 HEART-1H 6 days ago - 4 months old				26	1

FRONTEND

WEB Apps



BACKEND



ADVERTISERS

- Booking
- Expedia
- Hotelopia
- Hilton
- Quickrooms
- Octopustravel
- Lol travel
- ...





Thomas Bartel

Dev Team Lead

for Core Frontend Team, trivago

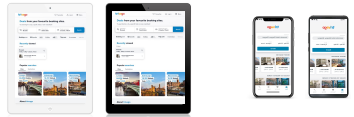
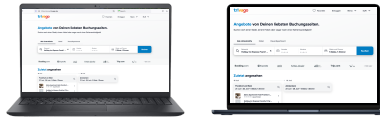
[linkedin.com/in/twbartel](https://www.linkedin.com/in/twbartel)

Backend Logs

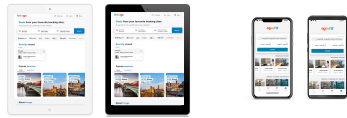


FRONTEND

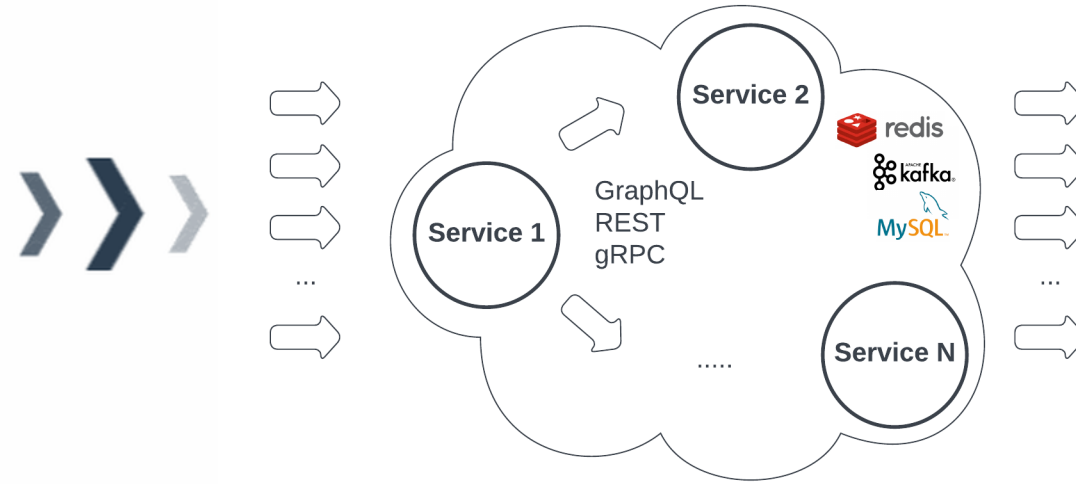
WEB Apps



Mobile Apps



BACKEND

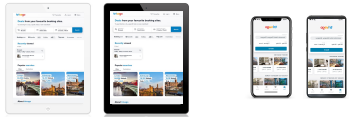
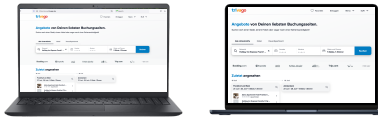


ADVERTISERS

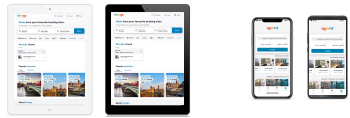
- Booking
- Expedia
- Hotelopia
- Hilton
- Quickrooms
- Octopustravel
- Lol travel
- ...

FRONTEND

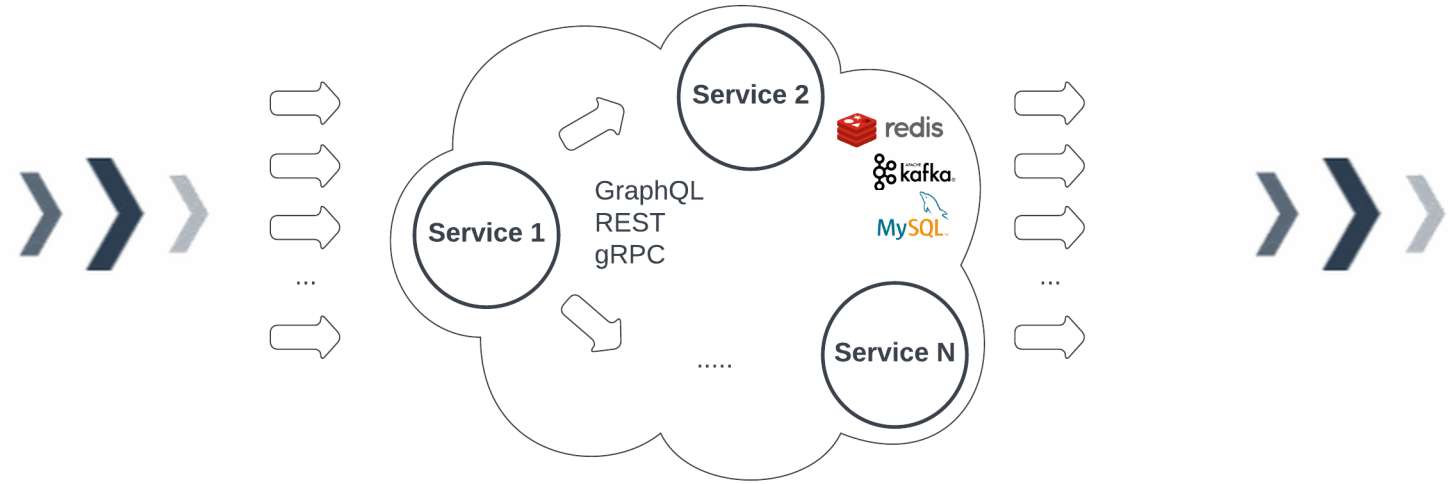
WEB Apps



Mobile Apps



BACKEND



ADVERTISERS

- Booking
- Expedia
- Hotelopia
- Hilton
- Quickrooms
- Octopustravel
- Lol travel
- ...



Google Cloud Logs Explorer

The screenshot shows the Google Cloud Logs Explorer interface. A red box highlights the top navigation and query input area, with callout 1 pointing to the 'REFINE SCOPE' button. Callout 2 points to the query editor containing the following queries:

```
1 resource.type="audited_resource"
2 -severity=ERROR
```

Callout 3 points to the 'Log fields' and 'Histogram' toggle buttons. Callout 4 points to the 'Log fields' panel, which shows a search bar and a list of fields:

- RESOURCE TYPE
- Audited Resource (checked)
- SEVERITY
 - Info (295)
 - Notice (1)
- LOG NAME
 - cloudaudit.googleapis.com/data_acce... (295)
 - cloudaudit.googleapis.com/activity (1)

Callout 5 points to the 'Histogram' chart, which displays a bar chart of log counts over time. Callout 6 points to the 'Query results' table, which shows 296 log entries:

SEVERITY	TIMESTAMP	PDT	SUMMARY
> i	2022-09-13 02:34:58.435 PDT		audit_log, method: "google.monitoring.v3.MetricService..."
> i	2022-09-13 02:35:15.455 PDT		audit_log, method: "google.monitoring.v3.MetricService..."
> i	2022-09-13 02:35:53.582 PDT		audit_log, method: "google.monitoring.v3.MetricService..."
> i	2022-09-13 02:35:58.380 PDT		audit_log, method: "google.monitoring.v3.MetricService..."
> i	2022-09-13 02:35:58.437 PDT		audit_log, method: "google.monitoring.v3.MetricService..."

At the bottom, the status bar shows: 'Showing logs for last 1 hour from 04/11/2021, 09:14 to 04/11/2021, 10:14. Extend time by: 1 hour Edit time'

On the right side, there are sections for 'Recommended for you', 'You might also like', and 'All product documentation'.

Google Cloud Logs Explorer

✔ **Documentation:)**

What about UX?



You can test so much in your little iPhone and Retina 4K. But there is always so much more in this world.

hotjar

- ✔ **Watch videos of a specific traffic type**
- ✔ **See there what's really happening on user side**
- ✔ **Much more feedback than you can ever *create* in your testing session *on production***

hotjar

PLUS Growing fast? Boost your insights with Hotjar Business. Tracking Active

Recordings Record Visitors

Pages visited, time on site, device, browser, operating system

Filter for certain users / behavior / content

2,000 / 2,000 recordings Filters

	#	☆	USER	PAGES	# PAGES	🕒	📱	🌐	OS	DATE	🔍 Customize
<input type="checkbox"/>	2000	☆	86ee0f94		9 pages	2:18	📱		🍏	27th July	Play
<input type="checkbox"/>	1999	☆	c9ff1285		1 page	0:07	📱		🍏	27th July	Play
<input type="checkbox"/>	1998	☆	577c9987		1 page	0:28	📱		🍏	27th July	Play
<input type="checkbox"/>	1997	☆	d8c9f9b	/	1 page	0:22	📱		🍏	27th July	Play
<input type="checkbox"/>	1996	☆	7a070a42		3 pages	1:47	📱		🍏	27th July	Play
<input type="checkbox"/>	1995	☆	10b6e828		1 page	0:16	📱		🍏	27th July	Play
<input type="checkbox"/>	1994	☆	273d5dc7		4 pages	2:36	📱		🍏	27th July	Play
<input type="checkbox"/>	1993	☆	3e0e8717	/	14 pages	5:38	📱		🍏	27th July	Play

Click to play recording

Recording attributes

- DATE RANGE: 2018-06-02 - 2018-08-31
- VISITED PAGE: Starts with [dropdown], e.g. http://www.example.com/page/
- LANDING PAGE: Starts with [dropdown], e.g. http://www.example.com/page/
- EXIT PAGE: Starts with [dropdown], e.g. http://www.example.com/page/
- TAGS: Select tags...
- # OF PAGES: 1 to ∞
- VISIT DURATION: 0 secs to ∞
- STARRED: Any

Feedback

Test Automation



Synthetic Monitoring

- ✓ **Simulating users: directing the path taken through the application traffic**
- ✓ **Checking critical business transactions on schedule on prod**
- ✓ **Integrated slack monitoring uptime and performance**



Synthetic Monitoring

- ✓ Screenshot
- ✓ Link to the report
- ✓ Failure message

P.S. and Kibana dashboard to monitor our monitoring :)

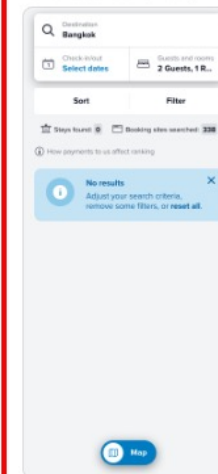
QA HS QA Notifications APP 8:26 AM
One or more trupi-live tests failed

Locale: UK
Failed tests: 1
Passed tests: 1

[ERROR] Tests run: 1, Failures: 1, Errors: 0, Skipped: 0, Time elapsed: 35.459 s <<<
FAILURE! - in Runner_SemUberScenario_scenario001_run001_IT[ERROR] SEM Landing
Page live UberScenario.SEM UberScenario Time elapsed: 34.883 s <<<
FAILURE!java.lang.AssertionError: No accommodations found in result listExpected: a value
greater than <0> but: <0> was equal to <0>--[ERROR] Tests run: 1, Failures: 1, Errors: 0,
Skipped: 0, Time elapsed: 43.893 s <<< FAILURE! - in
Runner_UberScenario_scenario001_run001_IT[ERROR] UberScenario.UberScenario Time
elapsed: 43.297 s <<< FAILURE!java.lang.AssertionError: Expected: is <25> but: was
<0>--[ERROR] Tests run: 1, Failures: 1, Errors: 0, Skipped: 0, Time elapsed: 66.199 s <<<
FAILURE! - in
Runner_SemUberScenario_scenario001_run001_IT_scenario001_run001_rerun_IT[ERROR]
SEM Landing Page live UberScenario.SEM UberScenario Time elapsed: 65.607 s <<<
FAILURE!java.lang.AssertionError: Expected: a value greater than <0> but: <0> was equal
to <0>

Test report Job run details Test last URL Kibana trupi-live overview

Failure screenshot (195 kB)





Giuseppe Donati

Test Automation Engineer
at trivago

[linkedin.com/in/giuseppedonati](https://www.linkedin.com/in/giuseppedonati)

What about Mobile?



Google Play Console

Google Play Console

All apps

- Dashboard
- Inbox 1
- Statistics
- Publishing overview

Release

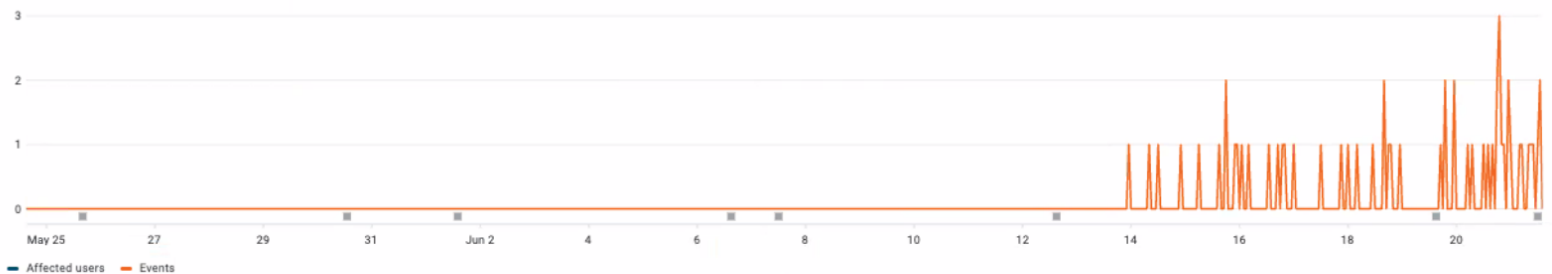
- Releases overview
- Production
- Testing
 - Open testing
 - Closed testing
 - Internal testing
 - Pre-registration
- Pre-launch report
 - Overview
 - Details
 - Settings
- Reach and devices
 - Overview
 - Device catalog
- App bundle explorer
- Setup
 - App integrity
 - Integrity API Report
 - Internal app sharing
 - Advanced settings

Search Play Console

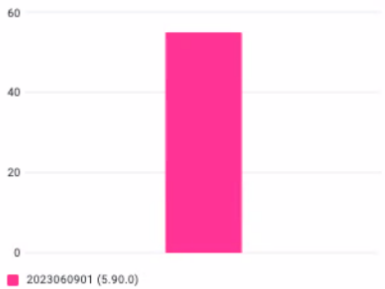
🔗 ?

Crash details

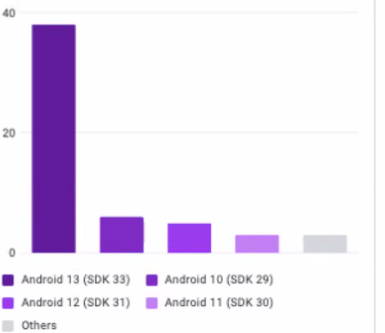
May 24, 2023 - Jun 21, 2023



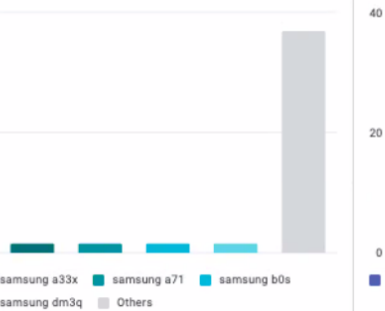
By app version



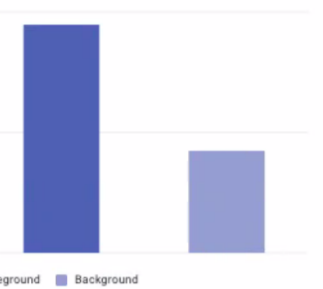
By Android version



By device



By issue visibility



Stack trace

Sample attributes: samsung b0s (Galaxy S22 Ultra) - Android 13 (SDK 33) - Version: 2023060901 (5.90.0) - Occurred: 5 hours ago

Type: com.trivago.u86

Exception com.trivago.u86: The exception was not handled due to missing onError handler in the subscribe() method call. Further reading: <https://github.com/ReactiveX/RxJava/wiki/E>

Google Play Console

- ✔ Provides crash count per date/version
- ✔ Provides stack trace
- ✔ Provides additional data like the devices, operating system and manufacturers

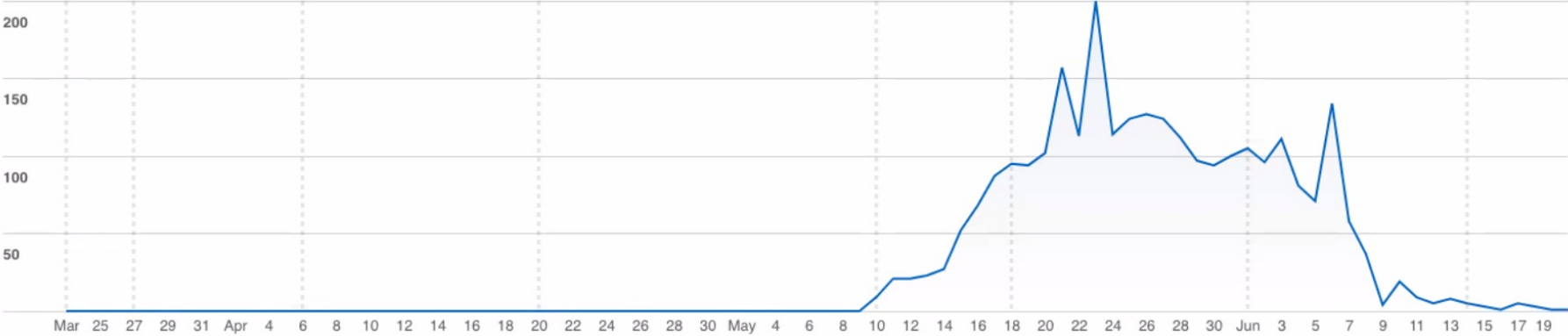
App Store

Crashes By Date 5.95.0 (iOS) Add Filter

Saved Views

CRASHES ?
2.7K Opt-in Only

Days



DATE

CRASHES • OPT-IN ONLY

DATE	CRASHES
Total	2,718
Jun 20, 2023	1
Jun 19, 2023	1
Jun 18, 2023	3
Jun 17, 2023	5

App Store

- ✔ By Apple:)
- ✔ Shows the number of crashes split by day and by version

App Store

- **Does NOT provide exact crash group exception**
- **Does NOT provide any stack trace**
- **No possibility to set alerts (which is a MUST)**

App Center



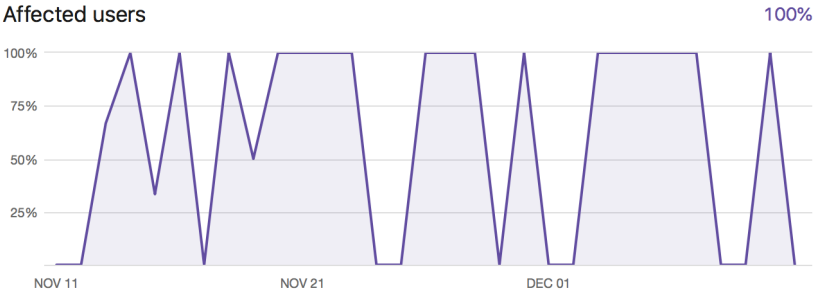
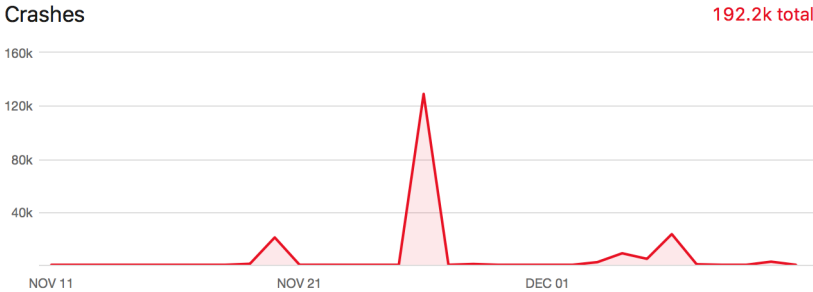
- CrashProbe iOS
- Overview
- Build
- Test
- Distribute
- Diagnostics**
- Analytics
- Push
- Settings

Issues

Versions: All | Time: Last 30 days | Status: All



Crashes Unsymbolicated 2



⚠ Symbols are missing for multiple versions. [Learn more.](#) Dismiss Upload symbols

Groups

<input type="checkbox"/>	Title	Count	Users	Version	Status	Last report ↓
<input type="checkbox"/>	[-[CRLCrashObjCMsgSend crash] CRLCrashObjCMsgSend.m, line 47 SIGSEGV	187.6k	2	7.1.0 (1337)	Open	17 hours ago
<input type="checkbox"/>	0x0000000104374000 + 1640564 NSRangeException: *** -[_NSArray0 objectAtIndex:]: index 2 beyond bounds for empty NSArray	33	1	7.1.0 (1337)	Open	3 days ago
<input type="checkbox"/>	0x10445c000 + 30852 SIGSEGV	10	1	7.1.0 (1337)	Open	6 days ago

App Center

- ✔ **By Microsoft so can be installed any test device**
- ✔ **Shows crash analytics: size of crash groups per version/date**
- ✔ **Allows adding customizable parameters, fitting your app's need and allowing an easier way to debug**

App Center

- ➖ **User has to opt-in for sharing the Analytics + accept sending the reports**
- ➖ **No alerts integration (which is a MUST)**



Breno Bittencourt

Quality Assurance Lead
for Mobile Apps at trivago

[linkedin.com/in/bittencourt-breno](https://www.linkedin.com/in/bittencourt-breno)

✓ **Kibana**

✓ **Grafana**

✓ **Honeycomb**

✓ **Sentry**

✓ **GCP logs**

✓ **Hotjar**

✓ **Synthetic Monitoring**

✓ **App Store**

✓ **App Center**

✓ **Google Play Console**

✓ ✓ ✓ ✓ ✓ THE TEAM ✓ ✓ ✓ ✓ ✓



Anastasia Kutafina

ISTQB certified QA Specialist at trivago
[linkedin.com/in/qa-anastasia](https://www.linkedin.com/in/qa-anastasia)